









Specific vehicle alarm fitting instructions

Brand: <b>HONDA</b>		Model: <b>CR-V</b>		Year: <b>2008</b> →	
 	<b>20 Pin Connector</b>		<b>Function</b>		
	<b>Pin Number</b>	<b>Wire Colour</b>			
	/	Pink	Can H (Can L to Gnd)		
 	<b>42 Pin Connector</b>		<b>Function</b>		
	<b>Pin Number</b>	<b>Wire Colour</b>			
	/	Orange	PBO		
/	Brown	PBO			
 	<b>4 Pin Connector</b>		<b>Function</b>		
	<b>PIN Number</b>	<b>WIRE Colour</b>			
	4	Yellow	Block		
 	<b>2 Pin Connector</b>		<b>Function</b>		
	<b>PIN Number</b>	<b>WIRE Colour</b>			
	/	White	+12V		
	/	Gnd	Gnd		